

# FUND UPDATE

## Ports Retirement Plan

for the year ended 31 March 2017

This fund update was first made publicly available on 30 June 2017.

### WHAT IS THE PURPOSE OF THIS UPDATE?

This document tells you how the fund has performed and what fees were charged. The document will help you to compare the fund with other funds. Ports Retirement Trustee Limited prepared this update in accordance with the Financial Markets Conduct Act 2013.

This information is not audited and may be updated.


### DESCRIPTION OF THIS FUND

The fund has one diversified investment strategy with a broadly balanced strategic asset allocation between growth and income assets. The fund's aim is to achieve a real return (after inflation - as measured by increases in the consumers price index - and tax and investment expenses) in excess of 2.5% per annum over rolling 3 year periods.

Total value of the fund	\$81,073,149
Number of investors in the fund	514
The date the fund started	1 April 1985

### WHAT ARE THE RISKS OF INVESTING?

Risk indicator for the fund:



The risk indicator is rated from 1 (low) to 7 (high). The rating reflects how much the value of the fund's assets goes up and down. A higher risk generally means higher potential returns over time, but more ups and downs along the way.

To help you clarify your own attitude to risk, you can seek financial advice or work out your risk profile at: [www.sorted.org.nz/tools/investor-kickstarter](http://www.sorted.org.nz/tools/investor-kickstarter).

Note that even the lowest category does not mean a risk-free investment, and there are other risks that are not captured by this rating.

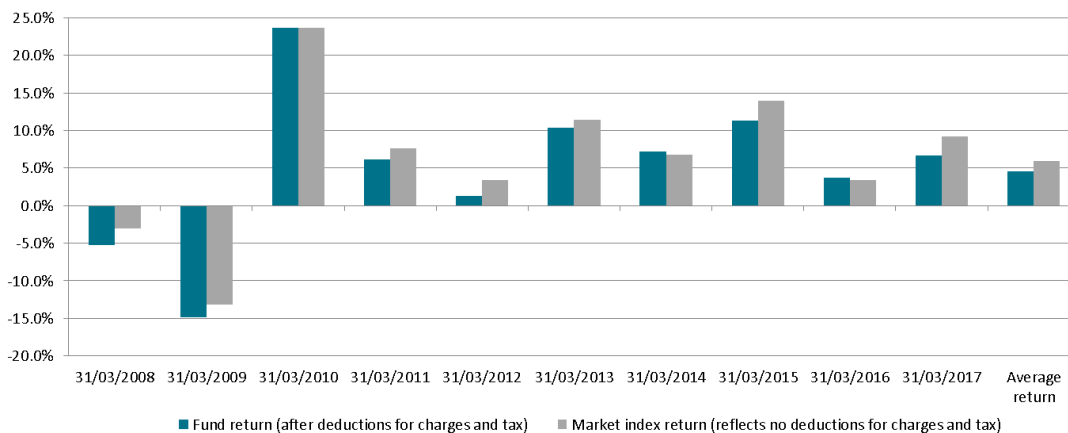
This risk indicator is not a guarantee of a fund's future performance. The risk indicator is based on the returns data for 5 years to 31 March 2017. While risk indicators are usually relatively stable, they do shift from time to time. The risk indicator will continue to be updated in future fund updates.

## HOW HAS THE FUND PERFORMED?

	Average over past five years	Past year
Annual return (after deductions for charges and tax)	7.82%	6.68%
Annual return (after deductions for charges but before tax)	9.02%	7.75%
Market index annual return (reflects no deduction for charges and tax)	8.88%	9.20%

The market index return is the strategic asset allocation weighted benchmark index return, where the benchmark indices are defined in the Statement of Investment Policy and Objectives. Additional information about the market index is available on the scheme register at: <https://www.companiesoffice.govt.nz/disclose> search for Ports Retirement Plan.

## ANNUAL RETURN GRAPH



This shows the return after fund charges and tax for each of the last 10 years ending 31 March. The last bar shows the average annual return for the last 10 years, up to 31 March 2017.

Important: This does not tell you how the fund will perform in the future.

## WHAT FEES ARE INVESTORS CHARGED?

Investors in the fund pay fund charges. In the year to 31 March 2017 these were:

	% of net asset value
<b>TOTAL FUND CHARGES</b>	<b>1.21%</b>
<b>Which are made up of:</b>	
<b>TOTAL MANAGEMENT AND ADMINISTRATION CHARGES</b>	<b>1.21%</b>
<b>Including:</b>	
Manager's basic fee	0.00%
Other management and administration charges	0.00%
<b>TOTAL PERFORMANCE BASED FEES</b>	<b>0.00%</b>
	Dollar amount per investor
<b>OTHER CHARGES</b>	<b>Nil</b>

Small differences in fees and charges can have a big impact on your investment over the long term.

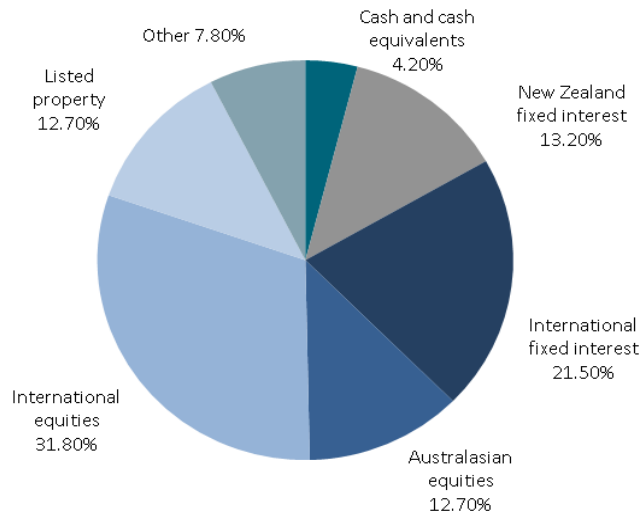
## EXAMPLE OF HOW THIS APPLIES TO AN INVESTOR

Michael had \$10,000 in the fund at the start of the year and did not make any further contributions. At the end of the year, Michael received a return after fund charges were deducted of \$667.69 (that is 6.68% of his initial \$10,000. No other charges were deducted. This gives Michael a total return after tax of \$667.69 for the year.

## WHAT DOES THE FUND INVEST IN?

### Actual investment mix

This shows the types of assets that the fund invests in



### Target investment mix

This shows the mix of assets that the fund generally intends to invest in.

Cash and cash equivalents	5.00%
New Zealand fixed interest	13.25%
International fixed interest	21.75%
Australasian equities	12.50%
International equities	30.00%
Listed property	10.00%
Unlisted property	0.00%
Commodities	0.00%
Other	7.50%

## TOP 10 INVESTMENTS

	Name	% of fund net assets	Type	Country	Credit rating (if applicable)
1	ANZ Wholesale International Share Fund	31.67%	International equities	NZ	
2	AMP Capital NZ Fixed Interest Fund	13.23%	New Zealand fixed interest	NZ	
3	Nikko Global Fixed Interest Fund	10.97%	International fixed interest	NZ	
4	ANZ Wholesale International Aggregate Bond Fund	10.56%	International fixed interest	NZ	
5	Harbour Australian Equity Fund	8.47%	Australasian equities	NZ	
6	Nikko Wholesale Alternative Investment Fund	5.23%	Other	NZ	
7	AMP Capital NZ Cash Fund	4.75%	Cash and cash equivalent	NZ	
8	ANZ Wholesale Australian Share Fund	4.21%	Australasian equities	NZ	
9	AMP Capital Global Listed Infrastructure Fund	3.70%	Listed property	NZ	
10	Nikko Option Fund	2.60%	Other	NZ	

The top 10 investments make up 95.39% of the fund.

Refer to the Statement of Investment Policy and Objectives for more information which is available from: [www.companiesoffice.govt.nz/disclose](http://www.companiesoffice.govt.nz/disclose).

## KEY PERSONNEL

This shows the directors and employees who have the most influence on the investment decisions of the fund.

	Name	Current position	Time in current position	Previous or other position	Time in previous or other position
1	Stuart Millar	Head of Diversified Portfolio Management	1 year, 8 months	Senior Capital Markets Manager, ANZ Bank New Zealand Limited	3 years, 4 months
2	Blair Vernon	Investment Committee member	5 years, 9 months	Managing Director, AMP Financial Services	0 years, 3 months
3	Andrew Bascand	Managing Director, Portfolio Manager	7 years, 3 months	Alliance Capital, Head of Equities, Portfolio Manager	10 years, 0 months
4	George Carter	Managing Director and Member of Investment Committee	1 year, 5 months	Director, Head of Distribution, AMP Capital Investors NZ Ltd	6 years, 4 months

## FURTHER INFORMATION

You can also obtain this information and some additional information from the offer register at: [www.companiesoffice.govt.nz/disclose](http://www.companiesoffice.govt.nz/disclose).

## NOTES